

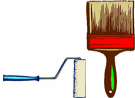







896 Line Marking Paint Solvent Based

USE	THINNER/CLEAN	APPLICATION	RECOAT	HAZARD	MONOPACK
	 F-200				

Monopack 896 Line Marking Paint Solvent Based is used to mark keyways and lines on floors where the Monopack Sports Floor Finish Solvent Based product has been used.

PRINCIPAL USES: Monopack Sports Floor Finish Solvent Based Line Marking Paint is a tough single pack solvent based urethane line marking paint for use as part of the Monopack Solvent Based Sports Floor System for use on strip timber, parquet and Granwood sports floors. It is suitable for both court line marking and full colour work such as keyways, sponsors signage etc.

PRODUCT RANGE:

Colours	Aust Standard No.	Re-Order Code
Red	AS 2700 (R15)	362-9001
Yellow	AS 2700 (Y14)	362-3001
Mid Blue	AS 2700 (B23)	362-1001
Mid Green	AS 2700 (G23)	362-2001
Orange	AS 2700 (X15)	362-3002
White		362-7001
Black		362-5001
Volley Ball Blue		362-1002

PACKAGING: Only supplied in carton quantities. Each carton contains 6 x 1 Litre tins. Carton weight 7kg.

APPLICATION: Stir colours thoroughly and apply to lines by brush or key ways by roller.

THINNING & CLEAN UP: No thinning required. Clean all equipment with Topline's F-200 Thinner.

APPLICATION GUIDELINES: Monopack Sports Floor Finish Solvent Based Line Marking Paint should only be used with the Solvent Based version of the Monopack Sports Floor Finish.

Allow the Monopack Sports Floor Finish to dry for at least 18 hours and cut back with 180 grit abrasive medium. Mark out games lines using medium adhesive strength masking tape and apply Solvent Based Line Marking Paint with a narrow brush or key ways by roller. If a second coat is required, recoat after 6 hours.

Remove masking tape as soon as the paint has tacked off. This makes removal easier and gives a smoother transition when a topcoat is applied. Allow line marking paint to dry for 18 hours.

Cut back all lined marked areas with worn 180 grit abrasive medium and then apply the second and third coats of Monopack Sports Floor Finish Solvent Based Version as per information sheets

Only use Monopack Solvent Based products with Monopack Solvent Based Line Marking Paint.

COVERAGE: Approximately 4m² per litre per coat.

TOPLINE PAINT PTY LTD

33 ALDERSHOT ROAD, LONSDALE, SOUTH AUSTRALIA 5160.

Telephone: (08) 8384 1188

Fax: (08) 8326 1824

E-mail: admin@toplinepaint.com.au

Customers need to appreciate that as Topline Paint cannot control the conditions under which our products are used, we therefore are unable to guarantee suitability or accuracy in every situation. If any doubt exists, do check with our technical people. Before large-scale use always test on a small sample and ascertain suitability. No warranties express or implied are made. The risks and liability arising from handling, storage, use and compliance with legal restrictions, rests with the buyer.





896 Line Marking Paint Solvent Based

PRECAUTIONS:

The following information is a general guide only. Industrial users (ie where the product is being used in the workplace) are legally required to have available a Material Safety Data Sheet on this product. If you are unsure if you have an MSDS on this product please contact Topline Paint and one will be provided.

Safety Directions: **KEEP OUT OF REACH OF CHILDREN – DO NOT SWALLOW.** Breathing the vapour is harmful and may cause lung irritation. Avoid contact with skin and eyes. Wear suitable, protective clothing, eye protection and impervious gloves when mixing and using. Handling and usage of this product must be carried out under well ventilation conditions that prevent inhalation of vapours, dust or mist. Use the appropriate breathing equipment (refer to Aust Stand. 1716) when ventilation is restricted. Keep containers closed when not in use. Eliminate any source of ignition (open fires, pilot lights, furnaces, spark producing switches etc.) as this product is flammable. **DO NOT SMOKE.** Take precautionary measures against static discharges. Used clean up rags may spontaneously ignite. To avoid ignition immerse in water or store in a sealable glass container.

First Aid Instructions: If affected by inhalation, remove to fresh air. If breathing difficulty persists or occurs later, consult a doctor. If swallowed, **DO NOT INDUCE VOMITING** drink plenty of water and seek medical advice. Contact a Doctor of Poisons Information Centre (Phone 131126). If skin contact occurs, remove contaminated clothing and wash skin thoroughly with soap and water. If irritation occurs seek prompt medical advice. Immerse contaminated clothing in water for 24 hours and do not use until laundered. In case of eye contact, hold eyes open and flood with running water for at least 15 minutes seek medical advice.

Leaks, Spills and Disposal: To prevent ignition of fumes product shut off all ignition sources. Contain or shut off leak if safe to do so. For large leaks or spills of volatile, flammable product, use respiratory protection, protective apparel and footwear. Spills should be absorbed either with rags (small spill) or dry sand/earth (large spill). In the case of flammable product spillage, use spark free implements to place rags or absorbed material into a solvent resistant container. Cover with water for 24 hours before disposal. DO NOT pour left over product down the drain – retain it in marked sealed container for future use or disposal through chemical waste collection programs. Dried empty cans can be recycled and should be disposed of via council steel recycling facilities.

Fire: Use foam and breathing apparatus. Avoid breathing products of combustion.

Hazard: The coloured square at the top of page 1 is provided for a quick reference as to the hazard level of a product. Blue refers to coatings with low hazard (eg water based wall paints). Yellow refers to medium hazard products such as QD enamels, which contain solvents, are flammable and need respirators for vapour protection. Red refers to products with special hazards such as isocyanate cured two pack finishes