

# Product Data Sheet

641-(2)-02/18








Makers of Fine Paint Since 1962

ISSUED: 02 February 2018

Page 1 of 1

## 641 Add Matt

USE	THINNER/CLEAN	APPLICATION	RE-COAT	HAZARD	
	 Mineral Turpentine				

*641 Add Matt is a specially formulated flattening medium compatible with most oil-based paints and clear varnishes.*

**USES:** 641 Add Matt may be added into most interior, oil / solvent based paints and clear finishes to reduce gloss level. 641 Add Matt is **not** suitable for use in water-based coatings. For strong solvent products such as 2-pack urethanes, epoxies and flooring urethanes, use our solvent-based 650 Flattening Medium (see separate data sheet).

**COLOUR:** 641 Add Matt appears off-white in the can but it is translucent and takes on colour of paint used. When mixed thoroughly into clear varnishes it results in a totally clear finish.

**MIXING:** For standard satin finish add 100 grams of 641 Add Matt to one litre of finish. You can vary the amount to be used to change the gloss level obtained. You may add less than the standard 100 grams but do not add more than 120 grams per 1 litre of finish. 650 Add Matt has been formulated to mix evenly into coatings without sinking or floating to the surface.

**CLEAN UP:** Mineral turpentine.

**THINNING:** Not necessary.

### PRECAUTIONS:

*The following information is a general guide only. Industrial users (ie where the product is being used in the workplace) are legally required to have available a Safety Data Sheet on this product. If you are unsure if you have an SDS on this product please contact Topline Paint and one will be provided.*

**Safety Directions:** **KEEP OUT OF REACH OF CHILDREN – DO NOT SWALLOW.** Breathing the vapour is harmful and may cause lung irritation. Avoid contact with skin and eyes. Wear suitable, protective clothing, eye protection and impervious gloves when mixing and using. Handling and usage of this product must be carried out under well ventilation conditions that prevent inhalation of vapours, dust or mist. Use the appropriate breathing equipment (refer to Aust Stand. 1716) when ventilation is restricted. Keep containers closed when not in use. Eliminate any source of ignition (open fires, pilot lights, furnaces, spark producing switches etc.) as this product is flammable. **DO NOT SMOKE.** Take precautionary measures against static discharges. Used clean up rags may spontaneously ignite. To avoid ignition immerse in water or store in a sealable glass container.

**First Aid Instructions:** If affected by inhalation, remove to fresh air. If breathing difficulty persists or occurs later, consult a doctor. If swallowed, **DO NOT INDUCE VOMITING** drink plenty of water and seek medical advice. Contact a Doctor of Poisons Information Centre (Phone 131126). If skin contact occurs, remove contaminated clothing and wash skin thoroughly with soap and water. If irritation occurs seek prompt medical advice. Immerse contaminated clothing in water for 24 hours and do not use until laundered. In case of eye contact, hold eyes open and flood with running water for at least 15 minutes seek medical advice.

**Leaks, Spills and Disposal:** To prevent ignition of fumes product shut off all ignition sources. Contain or shut off leak if safe to do so. For large leaks or spills of volatile, flammable product, use respiratory protection, protective apparel and footwear. Spills should be absorbed either with rags (small spill) or dry sand/earth (large spill). In the case of flammable product spillage, use spark free implements to place rags or absorbed material into a solvent resistant container. Cover with water for 24 hours before disposal. DO NOT pour left over product down the drain – retain it in marked sealed container for future use or disposal through chemical waste collection programs. Dried empty cans can be recycled and should be disposed of via council steel recycling facilities.

**Fire:** Use foam and breathing apparatus. Avoid breathing products of combustion.

**Hazard:** The coloured square at the top of page 1 is provided for a quick reference as to the hazard level of a product. Blue refers to coatings with low hazard (eg water based wall paints). Yellow refers to medium hazard products such as QD enamels, which contain solvents, are flammable and need respirators for vapour protection. Red refers to products with special hazards such as isocyanate cured two pack finishes.

TOPLINE PAINT PTY LTD

33 ALDRSHOT ROAD, LONSDALE, SOUTH AUSTRALIA 5160.

Telephone: (08) 8384 1188

Fax: (08) 8326 1824

E-mail: admin@toplinepaint.com.au

Customers need to appreciate that as Topline Paint cannot control the conditions under which our products are used, we therefore are unable to guarantee suitability or accuracy in every situation. If any doubt exists, do check with our technical people. Before large-scale use always test on a small sample and ascertain suitability. No warranties express or implied are made. The risks and liability arising from handling, storage, use and compliance with legal restrictions, rests with the buyer.

