

Product Data Sheet

690-(2)-02/18








Makers of Fine Paint Since 1962

ISSUED: 21 February 2018

Page 1 of 2

690 Epoxy LV Sheathing Resin (4:1)

USE	THINNER/CLEAN	APPLICATION	RE-COAT	HAZARD	
	 659 Epoxy Thinners				

690 Epoxy Low Viscosity 4:1 Sheathing Resin is a two-pack epoxy resin for laminating and sheathing. It may also be modified to become an adhesive or filler/putty (See instructions below). It has been developed to provide superior wet out and cured characteristics at ambient temperatures. The low mixed viscosity assists good penetration and wet out.

USES: LV 4:1 Resin is excellent for high strength repairs over polyester based fibreglass surfaces and many other substrates. The epoxy resin is a low viscosity 100% solids system. That is, it has no solvent blended in. Being solvent free it is suitable for use over polystyrene and is low odour.

LV 4:1 Resin is suitable for use with powder-bound fibreglass cloth and tape. For protecting timber in marine situations (See data sheet for 665 Epoxy Timber Preservative). LV 4:1 Resin is extremely versatile and has many other uses:- As an osmosis barrier over polyester gelcoat, an epoxy glue when mixed with 693 Epoxy Glue Powder (See data sheet for Glue Filler Powder), As a filler/putty and fairing filler when mixed with 661 Fairing Filler Powder (see data sheet for Fairing Filler Putty).

MIXING RATIO: The mix ratio is 4:1 by volume. Mix four Parts of Part A to one part of Part B by volume.

NOTE: *The correct mixing ratio must be adhered to. Varying the mix ratio will not slow or accelerate the cure time but will decrease the physical properties of the cured system. Ensure both portions are thoroughly mixed.*

The hardener we supply for LV 4:1 Resin is suitable for use in a broad range of conditions. **NOTE:** LV 4:1 Resin has a slightly higher viscosity than most brands but it has much better cold curing abilities. The 4:1 hardener oxidizes slightly on occasion and turns a dark brown colour but this does not affect the cure.

DRYING TIME - POT LIFE: A 100 gm mass will gel (polymerize) within twenty minutes @ 20°C. Initial cure is over night to a sand-able state but full cure is not attained for three to seven days. Because the mixed resin gels quickly in a mass, when thoroughly mixed, it should be poured out into a shallow pan. Use a fresh mixing container for each mix.

TEMPERATURE/CONDITIONS: Do not use when surface and air temperature is below 10°C or above 30°C. Do not use if humidity is above 80%

COVERAGE:

Approximately 2.25m² per Litre of mixed LV 4:1 Resin when using 200gm glass cloth.
Approximately 5m² per Litre of mixed resin when applied as a coating.

THINNING: Not recommended

Clean up equipment: Uncured resin may be cleaned up with 659 Epoxy Thinners. Discard unused mixed product. Do not return unused mixed product to original packaging.

TOPLINE PAINT PTY LTD

Telephone: (08) 8384 1188

33 ALDERSHOT ROAD, LONSDALE, SOUTH AUSTRALIA 5160.

Fax: (08) 8326 1824

E-mail: admin@toplinepaint.com.au

Customers need to appreciate that as Topline Paint cannot control the conditions under which our products are used, we therefore are unable to guarantee suitability or accuracy in every situation. If any doubt exists, do check with our technical people. Before large-scale use always test on a small sample and ascertain suitability. No warranties express or implied are made. The risks and liability arising from handling, storage, use and compliance with legal restrictions, rests with the buyer.



Product Data Sheet

690-(2)-02/18



Makers of Fine Paint Since 1962

ISSUED: 21 February 2018

Page 2 of 2

690 Epoxy LV Sheathing Resin (4:1)

PRECAUTIONS:

The following information is a general guide only. Industrial users (ie where the product is being used in the workplace) are legally required to have available a Safety Data Sheet on this product. If you are unsure if you have an SDS on this product please contact Topline Paint and one will be provided.

Safety Directions: **KEEP OUT OF REACH OF CHILDREN – DO NOT SWALLOW.** Breathing the vapour is harmful and may cause lung irritation. Avoid contact with skin and eyes. Wear suitable, protective clothing, eye protection and impervious gloves when mixing and using. Handling and usage of this product must be carried out under well ventilation conditions that prevent inhalation of vapours, dust or mist. Use the appropriate breathing equipment (refer to Aust Stand. 1716) when ventilation is restricted. Keep containers closed when not in use. Eliminate any source of ignition (open fires, pilot lights, furnaces, spark producing switches etc.) as this product is flammable. **DO NOT SMOKE.** Take precautionary measures against static discharges. Used clean up rags may spontaneously ignite. To avoid ignition immerse in water or store in a sealable glass container.

First Aid Instructions: If affected by inhalation, remove to fresh air. If breathing difficulty persists or occurs later, consult a doctor. If swallowed, **DO NOT INDUCE VOMITING** drink plenty of water and seek medical advice. Contact a Doctor of Poisons Information Centre (Phone 131126). If skin contact occurs, remove contaminated clothing and wash skin thoroughly with soap and water. If irritation occurs seek prompt medical advice. Immerse contaminated clothing in water for 24 hours and do not use until laundered. In case of eye contact, hold eyes open and flood with running water for at least 15 minutes seek medical advice.

Leaks, Spills and Disposal: To prevent ignition of fumes product shut off all ignition sources. Contain or shut off leak if safe to do so. For large leaks or spills of volatile, flammable product, use respiratory protection, protective apparel and footwear. Spills should be absorbed either with rags (small spill) or dry sand/earth (large spill). In the case of flammable product spillage, use spark free implements to place rags or absorbed material into a solvent resistant container. Cover with water for 24 hours before disposal. DO NOT pour left over product down the drain – retain it in marked sealed container for future use or disposal through chemical waste collection programs. Dried empty cans can be recycled and should be disposed of via council steel recycling facilities.

Fire: Use foam and breathing apparatus. Avoid breathing products of combustion.

Hazard: The coloured square at the top of page 1 is provided for a quick reference as to the hazard level of a product. Blue refers to coatings with low hazard (eg water based wall paints). Yellow refers to medium hazard products such as QD enamels, which contain solvents, are flammable and need respirators for vapour protection. Red refers to products with special hazards such as isocyanate cured two pack finishes

TOPLINE PAINT PTY LTD

Telephone: (08) 8384 1188

33 ALDERSHOT ROAD, LONSDALE, SOUTH AUSTRALIA 5160.

Fax: (08) 8326 1824

E-mail: admin@toplinepaint.com.au

Customers need to appreciate that as Topline Paint cannot control the conditions under which our products are used, we therefore are unable to guarantee suitability or accuracy in every situation. If any doubt exists, do check with our technical people. Before large-scale use always test on a small sample and ascertain suitability. No warranties express or implied are made. The risks and liability arising from handling, storage, use and compliance with legal restrictions, rests with the buyer.

