

Product Data Sheet

693-(2)-02/18








Makers of Fine Paint Since 1962

ISSUED: 22 February 2018

Page 1 of 2

693 Epoxy Glue Powder

USE	THINNER/CLEAN	APPLICATION	RE-COAT	HAZARD	
	 659 Thinners				

Epoxy Glue Adhesive Powder is a carefully formulated mineral & fibre powder blend, which can be mixed with the Marine Systems epoxy sheathing systems to thicken it & allow its use as a high density, full strength glue.

USES: The mixed product is suitable for marine & industrial gluing and laminating, producing high strength coves, filling nail & screw holes & bonding dissimilar substrates. Mainly used in the construction & repair of wooden boats.

Preparation: Clean surfaces, removing all loose flaky paint, laitence and grease, etc. If surface is "shiny smooth" cross hatch sand with coarse grit paper.

Application: Mix the epoxy sheathing resin at the specified ratio. Ensure the container is oversize to allow the Epoxy Glue Powder to be added. Add approximately 1½ to 2½ parts of Glue Powder to the sheathing resin by volume (thick jam consistency). The less amount of powder will give a runny mixture. Increasing the amount will cause the resin to become firmer (thixotropic) with better gap bridging & hold-up.

Some of the wet out properties will be lost if the mix is too thick. If mix is too dry or the substrate porous, use a portion of the mixed but un-thickened Epoxy Sheathing Resin as a primer. Trowel the thickened mixture onto the surface working it in well. Smooth to the desired shape but leave it "proud" so it can be sanded when cured. Scrape off excess epoxy from the work-piece margins before it has cured. Mix small amounts to avoid premature gelling.

Safety: Dry powder is very light & dusty. Use suitable approved mask.

Cleanup: Use 659 Epoxy thinners for cleaning uncured mixture off brushes etc.

PRECAUTIONS: Dry powder is very light and dusty. Use suitable approved dust mask. Provide adequate ventilation during use.

TOPLINE PAINT PTY LTD

Telephone: (08) 8384 1188

33 ALDERSHOT ROAD, LONSDALE, SOUTH AUSTRALIA 5160.

Fax: (08) 8326 1824

E-mail: admin@toplinepaint.com.au

Customers need to appreciate that as Topline Paint cannot control the conditions under which our products are used, we therefore are unable to guarantee suitability or accuracy in every situation. If any doubt exists, do check with our technical people. Before large-scale use always test on a small sample and ascertain suitability. No warranties express or implied are made. The risks and liability arising from handling, storage, use and compliance with legal restrictions, rests with the buyer.





693 Epoxy Glue Powder

PRECAUTIONS:

The following information is a general guide only. Industrial users (ie where the product is being used in the workplace) are legally required to have available a Safety Data Sheet on this product. If you are unsure if you have an SDS on this product please contact Topline Paint and one will be provided.

Safety Directions: **KEEP OUT OF REACH OF CHILDREN – DO NOT SWALLOW.** Breathing the vapour is harmful and may cause lung irritation. Avoid contact with skin and eyes. Wear suitable, protective clothing, eye protection and impervious gloves when mixing and using. Handling and usage of this product must be carried out under well ventilation conditions that prevent inhalation of vapours, dust or mist. Use the appropriate breathing equipment (refer to Aust Stand. 1716) when ventilation is restricted. Keep containers closed when not in use. Eliminate any source of ignition (open fires, pilot lights, furnaces, spark producing switches etc.) as this product is flammable. **DO NOT SMOKE.** Take precautionary measures against static discharges. Used clean up rags may spontaneously ignite. To avoid ignition immerse in water or store in a sealable glass container.

First Aid Instructions: If affected by inhalation, remove to fresh air. If breathing difficulty persists or occurs later, consult a doctor. If swallowed, **DO NOT INDUCE VOMITING** drink plenty of water and seek medical advice. Contact a Doctor of Poisons Information Centre (Phone 131126). If skin contact occurs, remove contaminated clothing and wash skin thoroughly with soap and water. If irritation occurs seek prompt medical advice. Immerse contaminated clothing in water for 24 hours and do not use until laundered. In case of eye contact, hold eyes open and flood with running water for at least 15 minutes seek medical advice.

Leaks, Spills and Disposal: To prevent ignition of fumes product shut off all ignition sources. Contain or shut off leak if safe to do so. For large leaks or spills of volatile, flammable product, use respiratory protection, protective apparel and footwear. Spills should be absorbed either with rags (small spill) or dry sand/earth (large spill). In the case of flammable product spillage, use spark free implements to place rags or absorbed material into a solvent resistant container. Cover with water for 24 hours before disposal. DO NOT pour left over product down the drain – retain it in marked sealed container for future use or disposal through chemical waste collection programs. Dried empty cans can be recycled and should be disposed of via council steel recycling facilities.

Fire: Use foam and breathing apparatus. Avoid breathing products of combustion.

Hazard: The coloured square at the top of page 1 is provided for a quick reference as to the hazard level of a product. Blue refers to coatings with low hazard (eg water based wall paints). Yellow refers to medium hazard products such as QD enamels, which contain solvents, are flammable and need respirators for vapour protection. Red refers to products with special hazards such as isocyanate cured two pack finishes